

Extraction from cleanest
area of water storage vessel

Floating Filters

- Increase the operational reliability of any rainwater harvesting system
- Prevent ingress of sediment into the pump
- All metal parts made of stainless steel
- Highly flexible, extremely elastic and durable suction hose with integral steel spiral



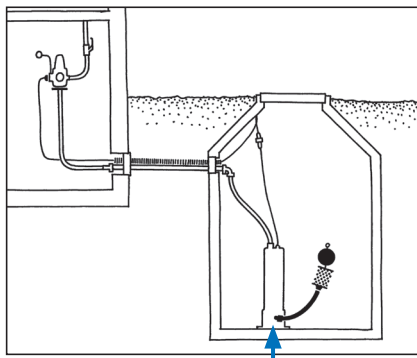
To aid selection of the correct filter type:
Suction pumps: **with** non-return valve
Pressure pumps: **without** non-return valve

For **clean**, filtered water: The coarse suction filter SAGF
For **unfiltered** water: The fine suction filter SAFF

Connection sets

comprising a filter, float, suction hose in various lengths and matching screw connections

For submersible pressure pumps **without** non-return valve



Submersible pressure pump with attached floating coarse suction filter

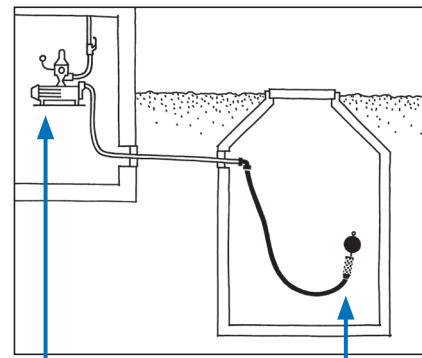
Suction hose for pump with 1" nozzle




Suction hoses for pumps with 1 1/4" threaded connection



For suction pumps **with** non-return valve



Indoor suction pump with floating fine suction filter




Suction hoses in precut lengths of between 0.75 m and 3 m, or supplied by the metre

SAFF – floating fine suction filter:

Filter mesh size:
0.3 mm
Float: PE
Filter body: Stainless steel

- The large surface area of the filter ensures free, unhindered inflow of water so that the pump can operate with optimum efficiency
- Thanks to the float, the suction point changes with the water level. As a result, water is always sucked into the filter from the cleanest area of the storage vessel, i.e. just below the water surface

For extracting and filtering rainwater.
From tanks, containers, ponds or fountains. Fine filter body with hose nozzle, with or without non-return valve.
Hose nozzles in four different sizes
1" 1¼" 1½" 2"



Con-nection	Filter surface	H x diameter	Float
1"	380 cm ²	120 x 120 mm	Ø 15 cm
1¼"	380 cm ²	120 x 120 mm	Ø 15 cm
1½"	800 cm ²	170 x 220 mm	Ø 22 cm
2"	1100 cm ²	235 x 220 mm	Ø 22 cm



Hose nozzle with optional non-return valve

2/3 brass hose connection fitting



Larger filters have a threaded outlet for use with screw-on connectors. Size 1½" or 2"

SAGF – floating coarse suction filter:

Filter mesh size:
1.2 mm
Float: PE
Filter body: Stainless steel

For extraction of clean, pre-filtered rainwater. Coarse filter body with hose nozzle, with or without non-return valve
Integral stainless steel hose nozzles in four different sizes 1" 1¼" 1½" 2"



Con-nection	Filter surface	H x diameter	Float
1"	165 cm ²	110 x 60 mm	Ø 15 cm
1¼"	165 cm ²	110 x 60 mm	Ø 15 cm
1½"	380 cm ²	150 x 100 mm	Ø 15 cm
2"	380 cm ²	150 x 100 mm	Ø 15 cm



WISY AG Haustechniksysteme, Filtertechnik
D-63699 Kefenrod, Oberdorfstraße 26
Telefon +49(0) 60 54-91 21-0

Fax +49(0) 60 54-91 21-29
Internet: www.wisy.de
E-Mail: info@wisy.de